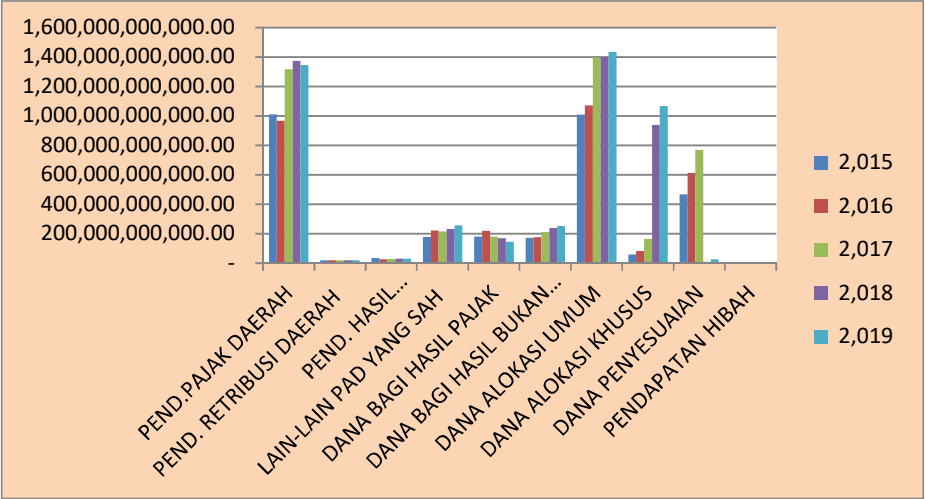


REALISASI PENDAPATAN PEMERINTAH PROVINSI JAMBI
PER JENIS PENDAPATAN
TAHUN 2015 - 2019

	2,015	2,016	2,017	2,018	2,019
PEND.PAJAK DAERAH	1,010,318,979,969.00	966,519,347,102.57	1,316,162,467,485.16	1,374,289,409,975.47	1,345,106,684,308.21
PEND. RETRIBUSI DAERAH	19,336,663,877.00	19,073,840,425.00	19,864,952,006.00	20,208,219,913.00	19,109,708,620.00
PEND. HASIL PENGELOLAAN KEKAYAAN DAERAH YANG DIPISAHKAN	33,956,073,702.75	26,979,273,416.41	29,054,470,466.63	30,511,006,521.83	31,064,882,846.62
LAIN-LAIN PAD YANG SAH	177,611,310,463.01	220,942,203,165.56	215,451,526,984.57	231,560,960,871.97	255,808,668,560.50
DANA BAGI HASIL PAJAK	179,892,405,250.00	219,290,388,270.00	179,459,057,936.00	168,557,795,503.00	144,621,955,642.00
DANA BAGI HASIL BUKAN PAJAK (SDA)	172,072,759,114.00	176,500,909,423.00	211,061,696,778.00	238,247,178,484.00	251,920,066,705.00
DANA ALOKASI UMUM	1,009,165,864,000.00	1,070,452,478,000.00	1,397,912,161,000.00	1,399,367,134,000.00	1,433,203,410,000.00
DANA ALOKASI KHUSUS	57,944,770,000.00	81,644,852,458.00	164,745,815,087.00	939,049,860,012.00	1,067,008,374,054.00
DANA PENYESUAIAN	467,971,750,500.00	611,790,980,303.00	770,081,858,149.00	9,125,000,000.00	25,741,099,000.00
PENDAPATAN HIBAH	1,430,247,000.00	1,601,600,000.00	1,470,960,000.00	1,548,000,000.00	1,608,000,000.00

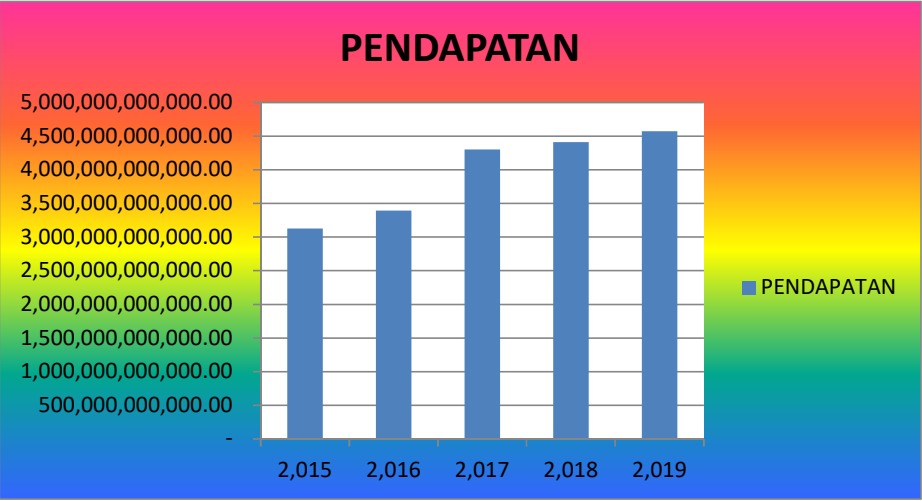
REALISASI PENDAPATAN PEMERINTAH PROVINSI JAMBI
TAHUN 2015 S.D 2019



REALISASI PENDAPATAN PEMERINTAH PROVINSI JAMBI TAHUN 2015 - 2019

URAIAN	TAHUN				
	2,015	2,016	2,017	2,018	2,019
PENDAPATAN ASLI DAERAH					
PENDAPATAN PAJAK DAERAH	1,010,318,979,969.00	966,519,347,102.57	1,316,162,467,485.16	1,374,289,409,975.47	1,345,106,684,308.21
PENDAPATAN RETRIBUSI DAERAH	19,336,663,877.00	19,073,840,425.00	19,864,952,006.00	20,208,219,913.00	19,109,708,620.00
PENDAPATAN HASIL PENGELOLAAN KEKAYAAN DAERAH YANG DIPISAHKAN	33,956,073,702.75	26,979,273,416.41	29,054,470,466.63	30,511,006,521.83	31,064,882,846.62
LAIN-LAIN PENDAPATAN ASLI DAERAH YANG SAH	177,611,310,463.01	220,942,203,165.56	215,451,526,984.57	231,560,960,871.97	255,808,668,560.50
JUMLAH PENDAPATAN ASLI DAERAH	1,241,223,028,011.76	1,233,514,664,109.54	1,580,533,416,942.36	1,656,569,597,282.27	1,651,089,944,335.33
PENDAPATAN TRANSFER					
TRANSFER PEMERINTAH PUSAT-DANA PERIMBANGAN					
DANA BAGI HASIL PAJAK	179,892,405,250.00	219,290,388,270.00	179,459,057,936.00	168,557,795,503.00	144,621,955,642.00
DANA BAGI HASIL BUKAN PAJAK (SUMBER DAYA ALAM)	172,072,759,114.00	176,500,909,423.00	211,061,696,778.00	238,247,178,484.00	251,920,066,705.00
DANA ALOKASI UMUM	1,009,165,864,000.00	1,070,452,478,000.00	1,397,912,161,000.00	1,399,367,134,000.00	1,433,203,410,000.00
DANA ALOKASI KHUSUS	57,944,770,000.00	81,644,852,458.00	164,745,815,087.00	939,049,860,012.00	1,067,008,374,054.00
JUMLAH PENDAPATAN TRANSFER DANA PERIMBANGAN	1,419,075,798,364.00	1,547,888,628,151.00	1,953,178,730,801.00	2,745,221,967,999.00	2,896,753,806,401.00
TRANSFER PEMERINTAH PUSAT-LAINNYA					
DANA PENYESUAIAN	467,971,750,500.00	611,790,980,303.00	770,081,858,149.00	9,125,000,000.00	25,741,099,000.00
JUMLAH PENDAPATAN TRANSFER LAINNYA	467,971,750,500.00	611,790,980,303.00	770,081,858,149.00	9,125,000,000.00	25,741,099,000.00
LAIN-LAIN PENDAPATAN YANG SAH					
PENDAPATAN HIBAH	1,430,247,000.00	1,601,600,000.00	1,470,960,000.00	1,548,000,000.00	1,608,000,000.00
PENDAPATAN DANA DARURAT	-	-	-	-	-
PENDAPATAN LAINNYA	-	-	-	-	-
PENDAPATAN LUAR BIASA	-	-	-	-	-
JUMLAH PENDAPATAN LAIN-LAIN PENDAPATAN YANG SAH	1,430,247,000.00	1,601,600,000.00	1,470,960,000.00	1,548,000,000.00	1,608,000,000.00
JUMLAH PENDAPATAN	3,129,700,823,875.76	3,394,795,872,563.54	4,305,264,965,892.36	4,412,464,565,281.27	4,575,192,849,736.33

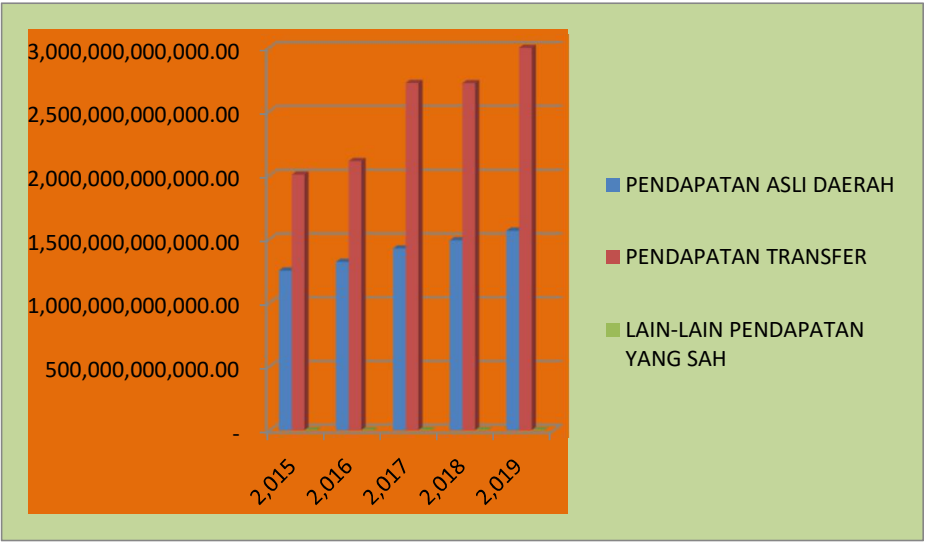
	2,015	2,016	2,017	2,018	2,019
PENDAPATAN	3,129,700,823,875.76	3,394,795,872,563.54	4,305,264,965,892.36	4,412,464,565,281.27	4,575,192,849,736.33



TARGET PENDAPATAN PEMERINTAH PROVINSI JAMBI
TAHUN 2015 - 2019

	2,015	2,016	2,017	2,018	2,019
PENDAPATAN ASLI DAERAH	1,253,624,335,381.67	1,321,867,908,750.82	1,426,696,725,798.00	1,490,504,569,321.44	1,566,447,128,511.00
PENDAPATAN TRANSFER	2,004,453,463,653.32	2,110,651,958,000.00	2,723,260,588,950.00	2,721,885,858,300.00	2,998,536,898,234.00
LAIN-LAIN PENDAPATAN YANG SAH	1,430,247,000.00	1,401,600,000.00	1,470,960,000.00	1,606,412,000.00	1,488,000,000.00

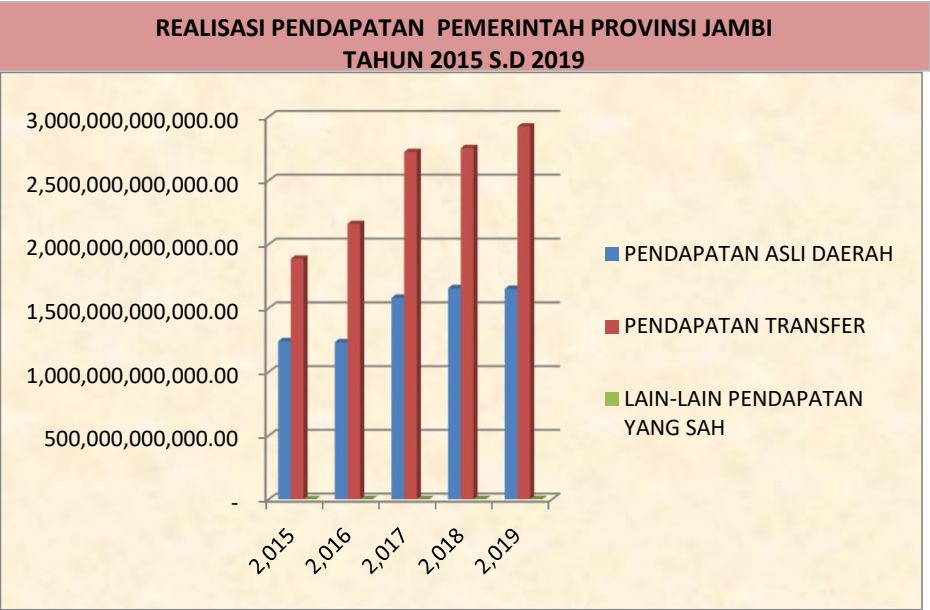
TARGET PENDAPATAN PEMERINTAH PROVINSI JAMBI
TAHUN 2015 S.D 2019



REALISASI PENDAPATAN PEMERINTAH PROVINSI JAMBI

TAHUN 2015 - 2019

	2,015	2,016	2,017	2,018	2,019
PENDAPATAN ASLI DAERAH	1,241,223,028,011.76	1,233,514,664,109.54	1,580,533,416,942.36	1,656,569,597,282.27	1,651,089,944,335.33
PENDAPATAN TRANSFER	1,887,047,548,864.00	2,159,679,608,454.00	2,723,260,588,950.00	2,754,346,967,999.00	2,922,494,905,401.00
LAIN-LAIN PENDAPATAN YANG SAH	1,430,247,000.00	1,601,600,000.00	1,470,960,000.00	1,548,000,000.00	1,608,000,000.00



REALISASI PENDAPATAN
PEMERINTAH PROVINSI JAMBI
PERIODE TAHUN 2015 S.D 2019

NO	URAIAN	TAHUN 2015			TAHUN 2016			TAHUN 2017			TAHUN 2018			TAHUN 2019		
		TARGET (Rp)	REALISASI (Rp)	%	TARGET (Rp)	REALISASI (Rp)	%	TARGET (Rp)	REALISASI (Rp)	%	TARGET (Rp)	REALISASI (Rp)	%	TARGET (Rp)	REALISASI (Rp)	%
	PENDAPATAN															
1	PENDAPATAN ASLI DAERAH															
	PENDAPATAN PAJAK DAERAH	1,051,871,850,000.00	1,010,318,979,969.00	96.05	1,103,636,160,893.00	966,519,347,102.57	87.58	1,204,792,800,000.00	1,316,162,467,485.16	109.24	1,274,595,521,710.44	1,374,289,409,975.47	107.82	1,341,066,511,897.00	1,345,106,684,308.21	100.30
	PENDAPATAN RETRIBUSI DAERAH	18,828,028,323.00	19,336,663,877.00	102.70	19,383,668,602.00	19,073,840,425.00	98.40	20,214,741,500.00	19,864,952,006.00	98.27	20,898,960,000.00	20,208,219,913.00	96.69	23,818,190,000.00	19,109,708,620.00	80.23
	PENDAPATAN HASIL PENGELOLAAN KEKAYAAN DAERAH YANG DIPISAHKAN	33,203,058,016.00	33,956,073,702.75	102.27	36,949,702,479.00	26,979,273,416.41	73.02	37,495,286,980.00	29,054,470,466.63	77.49	30,115,495,741.00	30,511,006,521.83	101.31	29,212,590,404.00	31,064,882,846.62	106.34
	LAIN-LAIN PENDAPATAN ASLI DAERAH YANG SAH	149,721,399,042.67	177,611,310,463.01	118.63	161,898,376,776.82	220,942,203,165.56	136.47	164,193,897,318.00	215,451,526,984.57	131.22	164,894,591,870.00	231,560,960,871.97	140.43	172,349,836,210.00	255,808,668,560.50	148.42
	JUMLAH PENDAPATAN ASLI DAERAH	1,253,624,335,381.67	1,241,223,028,011.76	99.01	1,321,867,908,750.82	1,233,514,664,109.54	93.32	1,426,696,725,798.00	1,580,533,416,942.36	110.78	1,490,504,569,321.44	1,656,569,597,282.27	111.14	1,566,447,128,511.00	1,651,089,944,335.33	105.40
2	PENDAPATAN TRANSFER															
	TRANSFER PEMERINTAH PUSAT-DANA PERIMBANGAN															
	DANA BAGI HASIL PAJAK	247,993,647,000.00	179,892,405,250.00	72.54	184,509,962,000.00	219,290,388,270.00	118.85	225,475,618,616.00	179,459,057,936.00	79.59	180,840,738,000.00	168,557,795,503.00	93.21	171,834,096,734.00	144,621,955,642.00	84.16
	DANA BAGI HASIL BUKAN PAJAK (SUMBER DAYA ALAM)	212,447,263,653.32	172,072,759,114.00	81.00	99,330,264,000.00	176,500,909,423.00	177.69	211,416,807,888.00	211,061,696,778.00	99.83	139,321,890,300.00	238,247,178,484.00	171.00	275,282,664,500.00	251,920,066,705.00	91.51
	DANA ALOKASI UMUM	1,009,165,864,000.00	1,009,165,864,000.00	100.00	1,070,452,478,000.00	1,070,452,478,000.00	100.00	1,397,912,161,000.00	1,397,912,161,000.00	100.00	1,399,367,134,000.00	1,399,367,134,000.00	100.00	1,433,203,410,000.00	1,433,203,410,000.00	100.00
	DANA ALOKASI KHUSUS	57,944,770,000.00	57,944,770,000.00	100.00	139,546,054,000.00	81,644,852,458.00	58.51	193,807,700,000.00	164,745,815,087.00	85.00	984,106,096,000.00	939,049,860,012.00	95.42	1,092,475,628,000.00	1,067,008,374,054.00	97.67
	JUMLAH PENDAPATAN TRANSFER DANA PERIMBANGAN	1,527,551,544,653.32	1,419,075,798,364.00	92.90	1,493,838,758,000.00	1,547,888,628,151.00	103.62	2,028,612,287,504.00	1,953,178,730,801.00	96.28	2,703,635,858,300.00	2,745,221,967,999.00	101.54	2,972,795,799,234.00	2,896,753,806,401.00	97.44
	TRANSFER PEMERINTAH PUSAT-LAINNYA															
	DANA PENYESUAIAN	476,901,919,000.00	467,971,750,500.00	98.13	616,813,200,000.00	611,790,980,303.00	99.19	776,629,974,000.00	770,081,858,149.00	99.16	18,250,000,000.00	9,125,000,000.00	50.00	25,741,099,000.00	25,741,099,000.00	100.00
	JUMLAH PENDAPATAN TRANSFER LAINNYA	476,901,919,000.00	467,971,750,500.00	98.13	616,813,200,000.00	611,790,980,303.00	99.19	776,629,974,000.00	770,081,858,149.00	99.16	18,250,000,000.00	9,125,000,000.00	50.00	25,741,099,000.00	25,741,099,000.00	100.00
3	LAIN-LAIN PENDAPATAN YANG SAH															
	PENDAPATAN HIBAH	1,430,247,000.00	1,430,247,000.00	100.00	1,401,600,000.00	1,601,600,000.00	114.27	1,858,500,000.00	1,470,960,000.00	79.15	1,606,412,000.00	1,548,000,000.00	96.36	1,488,000,000.00	1,608,000,000.00	108.06
	PENDAPATAN DANA DARURAT	-	-	-	-	-	-	-	-	-	-	-	-	-	-	-
	PENDAPATAN LAINNYA	-	-	-	-	-	-	-	-	-	-	-	-	-	-	-
	PENDAPATAN LUAR BIASA	-	-	-	-	-	-	-	-	-	-	-	-	-	-	-
	JUMLAH PENDAPATAN LAIN-LAIN PENDAPATAN YANG SAH	1,430,247,000.00	1,430,247,000.00	100.00	1,401,600,000.00	1,601,600,000.00	114.27	1,858,500,000.00	1,470,960,000.00	79.15	1,606,412,000.00	1,548,000,000.00	96.36	1,488,000,000.00	1,608,000,000.00	108.06
	JUMLAH PENDAPATAN	3,259,508,046,034.99	3,129,700,823,875.76	96.02	3,433,921,466,750.82	3,394,795,872,563.54	98.86	4,233,797,487,302.00	4,305,264,965,892.36	101.69	4,213,996,839,621.44	4,412,464,565,281.27	104.71	4,566,472,026,745.00	4,575,192,849,736.33	100.19