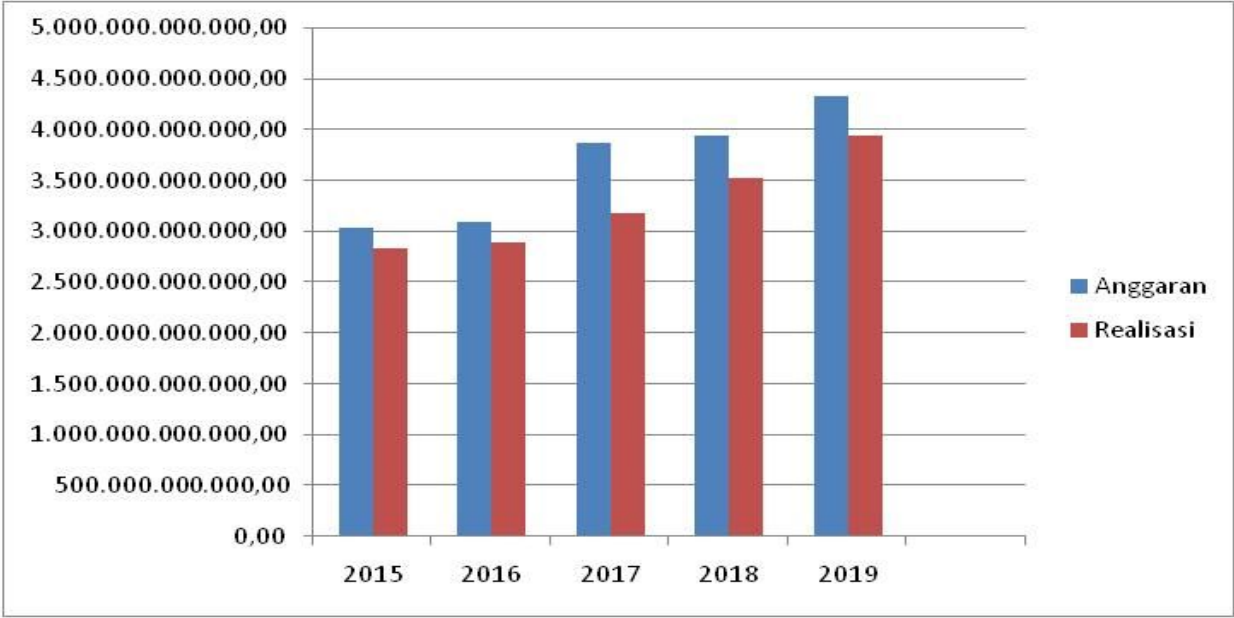


TOTAL ANGGARAN DAN REALISASI BELANJA TAHUN 2015 s/d 2019
PEMERINTAH PROVINSI JAMBI

AKUN	ANGGARAN 2015	REALISASI 2015	%	ANGGARAN 2016	REALISASI 2016	%	ANGGARAN 2017	REALISASI 2017	%	ANGGARAN 2018	REALISASI 2018	%	ANGGARAN 2019	REALISASI 2019	%
BELANJA OPERASI	2,205,646,093,067.92	2,046,188,302,840.85	92.77	2,090,821,953,779.62	1,947,816,538,589.33	93.16	2,883,866,536,654.37	2,397,145,514,423.50	83.12	2,942,976,413,045.80	2,739,959,585,386.48	93.10	3,366,389,033,028.05	3,079,700,724,870.80	91.48
Belanja Pegawai	581,094,930,025.14	604,076,078,021.00	103.95	663,597,473,575.25	623,561,725,029.33	93.97	1,255,843,970,346.77	1,012,466,948,477.96	80.62	1,400,473,431,074.83	1,303,794,986,013.66	93.10	1,513,618,955,041.08	1,382,612,319,837.00	91.34
Belanja Barang dan Jasa	820,519,279,842.78	660,556,655,224.85	80.50	743,018,966,204.37	695,236,442,260.00	93.57	1,040,812,308,985.60	805,653,994,376.54	77.41	1,032,311,043,970.97	941,766,705,944.82	91.23	1,272,602,867,486.97	1,024,032,706,551.84	80.47
Belanja Subsidi	0.00	0.00	0.00	0.00	0.00	0.00	0.00	0.00	0.00	500,000,000.00	500,000,000.00	100.00	500,000,000.00	500,000,000.00	100.00
Belanja Hibah	803,414,633,200.00	781,555,569,595.00	97.28	684,205,514,000.00	629,018,371,300.00	91.93	503,230,590,000.00	495,344,910,000.00	98.43	503,035,738,000.00	487,359,693,428.00	96.88	579,104,010,000.00	672,272,497,981.96	116.09
Belanja Bantuan Sosial	617,250,000.00	0.00	0.00	0.00	0.00	0.00	300,000,000.00	0.00	0.00	236,200,000.00	118,200,000.00	50.04	563,200,500.00	283,200,500.00	50.28
Belanja Bantuan Keuangan	0.00	0.00	0.00	0.00	0.00	0.00	83,679,667,322.00	83,679,661,569.00	100.00	6,420,000,000.00	6,420,000,000.00	100.00	0.00	0.00	0.00
BELANJA MODAL	830,026,194,612.00	791,487,340,374.89	95.36	1,009,634,416,613.00	945,539,006,404.01	93.65	991,205,808,505.00	793,470,070,077.89	80.05	1,004,988,485,138.00	784,723,907,609.16	78.08	962,586,634,494.02	866,500,805,931.25	90.02
Belanja Modal Tanah	15,788,516,100.00	14,930,238,570.00	94.56	43,183,750,600.00	35,137,090,000.00	81.37	11,892,275,500.00	2,800,947,111.00	23.55	14,450,146,100.00	1,477,206,406.00	10.22	32,092,937,250.00	4,983,673,286.00	15.53
Belanja Modal Peralatan dan Mesin	88,364,558,318.00	80,917,724,572.23	91.57	100,618,876,112.00	82,965,720,120.80	82.46	127,973,776,048.94	55,298,080,871.00	43.21	149,245,783,253.00	120,900,807,250.20	81.01	148,484,018,958.00	138,708,396,761.46	93.42
Belanja Modal Gedung dan Bangunan	155,968,647,664.00	148,568,299,795.51	95.26	114,585,048,201.00	107,682,797,043.18	93.98	132,729,880,887.06	84,738,642,700.89	63.84	186,011,601,201.00	136,265,370,912.44	73.26	197,539,410,354.02	179,896,478,251.44	91.07
Belanja Modal Jalan, Irigasi dan Jaringan	567,009,346,530.00	544,230,077,337.15	95.98	749,231,274,400.00	717,784,364,077.03	95.80	701,507,725,319.00	647,974,461,004.00	92.37	634,635,466,912.00	505,320,632,964.52	79.62	567,719,181,374.00	496,203,734,974.48	87.40
Belanja Modal Aset Tetap Lainnya	2,895,126,000.00	2,841,000,100.00	98.13	2,015,467,300.00	1,969,035,163.00	97.70	17,102,150,750.00	2,657,938,391.00	15.54	20,645,487,672.00	20,759,890,076.00	100.55	16,223,313,358.00	46,273,722,657.87	285.23
Belanja Modal Aset Lainnya	0.00	0.00	0.00	0.00	0.00	0.00	0.00	0.00	0.00	0.00	0.00	0.00	527,773,200.00	434,800,000.00	82.38
BELANJA TAK TERDUGA	3,500,000,000.00	1,046,110,000.00	29.89	1,874,965,500.00	93,456,012.00	4.98	3,000,000,000.00	0.00	0.00	3,092,500,000.00	96,682,191.77	3.13	9,608,080,355.00	91,193,409.97	0.95
Belanja Tak Terduga	3,500,000,000.00	1,046,110,000.00	29.89	1,874,965,500.00	93,456,012.00	4.98	3,000,000,000.00	0.00	0.00	3,092,500,000.00	96,682,191.77	3.13	9,608,080,355.00	91,193,409.97	0.95
TOTAL BELANJA	3,039,172,287,679.92	2,838,721,753,215.74	93.40	3,102,331,335,892.62	2,893,449,001,005.34	93.27	3,878,072,345,159.37	3,190,615,584,501.39	82.27	3,951,057,398,183.80	3,524,780,175,187.41	89.21	4,338,583,747,877.07	3,946,292,724,212.02	90.96

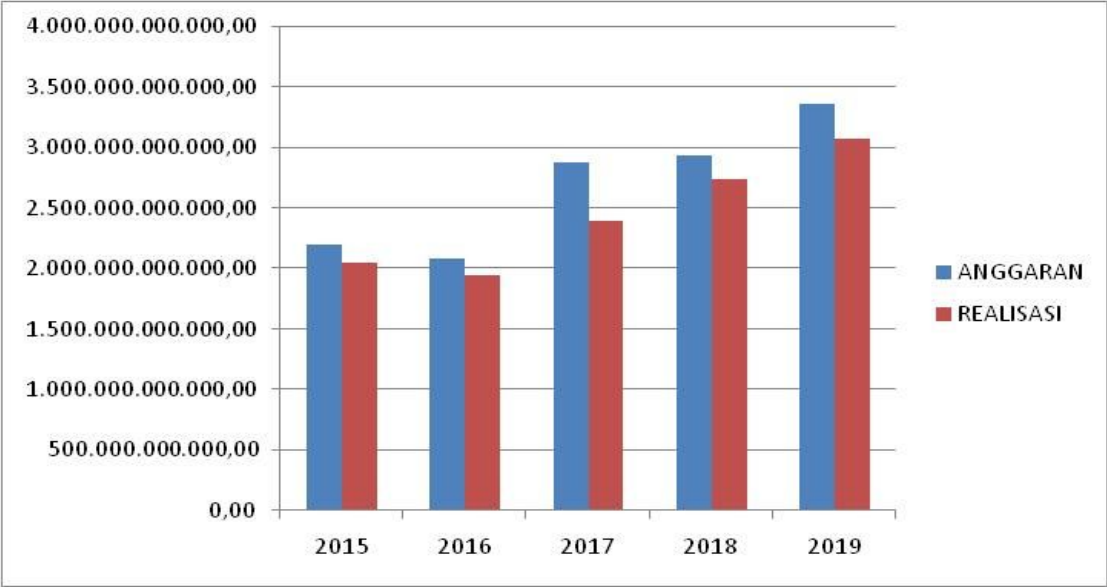
GRAFIK TOTAL ANGGARAN DAN REALISASI BELANJA PEMERINTAH PROVINSI JAMBI TAHUN 2015 S/D TAHUN 2019



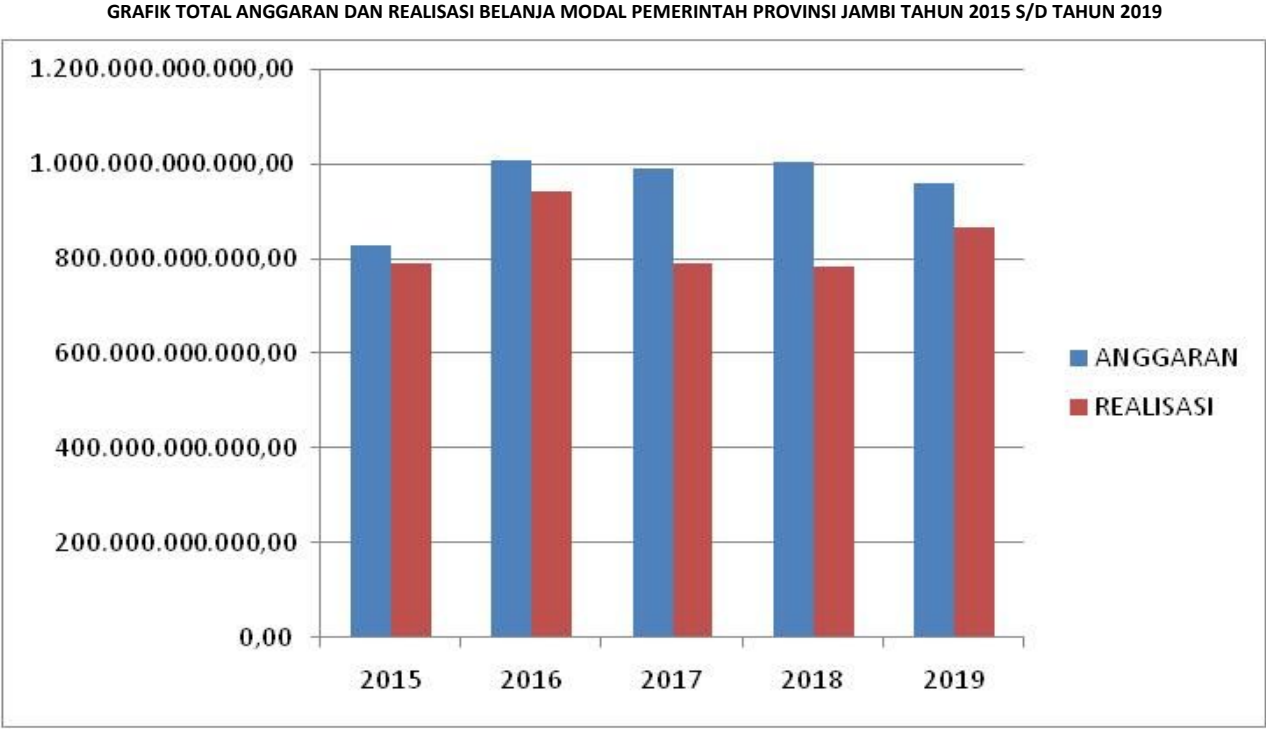
TOTAL ANGGARAN DAN REALISASI BELANJA OPERASI TAHUN 2015 s/d 2019
PEMERINTAH PROVINSI JAMBI

AKUN	ANGGARAN 2015	REALISASI 2015	%	ANGGARAN 2016	REALISASI 2016	%	ANGGARAN 2017	REALISASI 2017	%	ANGGARAN 2018	REALISASI 2018	%	ANGGARAN 2019	REALISASI 2019	%
BELANJA OPERASI	2,205,646,093,067.92	2,046,188,302,840.85	92.77	2,090,821,953,779.62	1,947,816,538,589.33	93.16	2,883,866,536,654.37	2,397,145,514,423.50	83.12	2,942,976,413,045.80	2,739,959,585,386.48	93.10	3,366,389,033,028.05	3,079,700,724,870.80	91.48
Belanja Pegawai	581,094,930,025.14	604,076,078,021.00	103.95	663,597,473,575.25	623,561,725,029.33	93.97	1,255,843,970,346.77	1,012,466,948,477.96	80.62	1,400,473,431,074.83	1,303,794,986,013.66	93.10	1,513,618,955,041.08	1,382,612,319,837.00	91.34
Belanja Barang dan Jasa	820,519,279,842.78	660,556,655,224.85	80.50	743,018,966,204.37	695,236,442,260.00	93.57	1,040,812,308,985.60	805,653,994,376.54	77.41	1,032,311,043,970.97	941,766,705,944.82	91.23	1,272,602,867,486.97	1,024,032,706,551.84	80.47
Belanja Subsidi	0.00	0.00	0.00	0.00	0.00	0.00	0.00	0.00	0.00	500,000,000.00	500,000,000.00	100.00	500,000,000.00	500,000,000.00	100.00
Belanja Hibah	803,414,633,200.00	781,555,569,595.00	97.28	684,205,514,000.00	629,018,371,300.00	91.93	503,230,590,000.00	495,344,910,000.00	98.43	503,035,738,000.00	487,359,693,428.00	96.88	579,104,010,000.00	672,272,497,981.96	116.09
Belanja Bantuan Sosial	617,250,000.00	0.00	0.00	0.00	0.00	0.00	300,000,000.00	0.00	0.00	236,200,000.00	118,200,000.00	50.04	563,200,500.00	283,200,500.00	50.28
Belanja Bantuan Keuangan	0.00	0.00	0.00	0.00	0.00	0.00	83,679,667,322.00	83,679,661,569.00	100.00	6,420,000,000.00	6,420,000,000.00	100.00	0.00	0.00	0.00

GRAFIK TOTAL ANGGARAN DAN REALISASI BELANJA OPERASI PEMERINTAH PROVINSI JAMBI TAHUN 2015 S/D TAHUN 2019



TOTAL ANGGARAN DAN REALISASI BELANJA MODAL TAHUN 2015 s/d 2019 PEMERINTAH PROVINSI JAMBI															
AKUN	ANGGARAN 2015	REALISASI 2015	%	ANGGARAN 2016	REALISASI 2016	%	ANGGARAN 2017	REALISASI 2017	%	ANGGARAN 2018	REALISASI 2018	%	ANGGARAN 2019	REALISASI 2019	%
BELANJA MODAL	830,026,194,612.00	791,487,340,374.89	95.36	1,009,634,416,613.00	945,539,006,404.01	93.65	991,205,808,505.00	793,470,070,077.89	80.05	1,004,988,485,138.00	784,723,907,609.16	78.08	962,586,634,494.02	866,500,805,931.25	90.02
Belanja Modal Tanah	15,788,516,100.00	14,930,238,570.00	94.56	43,183,750,600.00	35,137,090,000.00	81.37	11,892,275,500.00	2,800,947,111.00	23.55	14,450,146,100.00	1,477,206,406.00	10.22	32,092,937,250.00	4,983,673,286.00	15.53
Belanja Modal Peralatan dan Mesin	88,364,558,318.00	80,917,724,572.23	91.57	100,618,876,112.00	82,965,720,120.80	82.46	127,973,776,048.94	55,298,080,871.00	43.21	149,245,783,253.00	120,900,807,250.20	81.01	148,484,018,958.00	138,708,396,761.46	93.42
Belanja Modal Gedung dan Bangunan	155,968,647,664.00	148,568,299,795.51	95.26	114,585,048,201.00	107,682,797,043.18	93.98	132,729,880,887.06	84,738,642,700.89	63.84	186,011,601,201.00	136,265,370,912.44	73.26	197,539,410,354.02	179,896,478,251.44	91.07
Belanja Modal Jalan, Irigasi dan Jaringan	567,009,346,530.00	544,230,077,337.15	95.98	749,231,274,400.00	717,784,364,077.03	95.80	701,507,725,319.00	647,974,461,004.00	92.37	634,635,466,912.00	505,320,632,964.52	79.62	567,719,181,374.00	496,203,734,974.48	87.40
Belanja Modal Aset Tetap Lainnya	2,895,126,000.00	2,841,000,100.00	98.13	2,015,467,300.00	1,969,035,163.00	97.70	17,102,150,750.00	2,657,938,391.00	15.54	20,645,487,672.00	20,759,890,076.00	100.55	16,223,313,358.00	46,273,722,657.87	285.23
Belanja Modal Aset Lainnya	0.00	0.00	0.00	0.00	0.00	0.00	0.00	0.00	0.00	0.00	0.00	0.00	527,773,200.00	434,800,000.00	82.38



TOTAL ANGGARAN DAN REALISASI BELANJA TAK TERDUGA TAHUN 2015 s/d 2019
PEMERINTAH PROVINSI JAMBI

AKUN	ANGGARAN 2015	REALISASI 2015	%	ANGGARAN 2016	REALISASI 2016	%	ANGGARAN 2017	REALISASI 2017	%	ANGGARAN 2018	REALISASI 2018	%	ANGGARAN 2019	REALISASI 2019	%
BELANJA TAK TERDUGA	3,500,000,000.00	1,046,110,000.00	29.89	1,874,965,500.00	93,456,012.00	4.98	3,000,000,000.00	0.00	0.00	3,092,500,000.00	96,682,191.77	3.13	9,608,080,355.00	91,193,409.97	0.95
Belanja Tak Terduga	3,500,000,000.00	1,046,110,000.00	29.89	1,874,965,500.00	93,456,012.00	4.98	3,000,000,000.00	0.00	0.00	3,092,500,000.00	96,682,191.77	3.13	9,608,080,355.00	91,193,409.97	0.95

GRAFIK TOTAL ANGGARAN DAN REALISASI BELANJA TAK TERDUGA PEMERINTAH PROVINSI JAMBI TAHUN 2015 S/D TAHUN 2019

